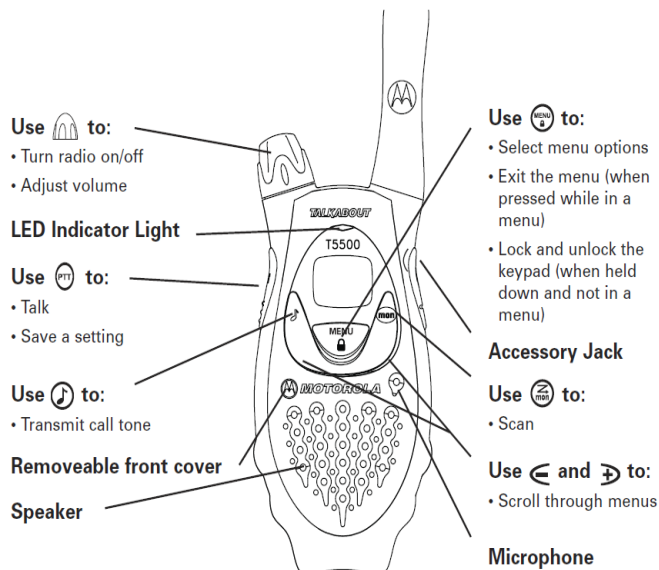
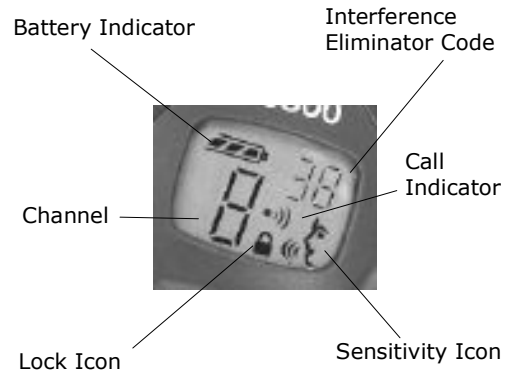


Motorola Talkabout T5500 Operation Guide


Control Buttons - Model T5500 and T5550







Feature Icons Display








Turning Your Radio On and Off

Turn  clockwise to turn the radio on and counterclockwise to turn the radio off. The radio chirps and the display briefly shows all feature icons available on your radio. The display then scrolls through the available channels and Interference Eliminator Codes.







Setting the Volume

Rotate  while holding down  or  until you reach a comfortable listening level. Rotate  clockwise to increase the volume or counterclockwise to decrease the volume.




Locking and Unlocking the Menu Button

The radio should be left in the locked mode for normal operation to prevent accidental changes to channel settings. Check to make sure that  is displayed. To lock the radio press and hold  for 3 seconds until  is displayed. To unlock the radio press and hold  for three seconds until  disappears. Make changes to Channel and Interference Code settings then re-lock the radio.

Changing Channel and Interference Eliminator Code Settings

Your radio should be preset to the group's designated Primary Channel settings and locked. To change Channel or Interference Eliminator Code settings, first unlock the Menu Button, then press  until the Channel Number starts to flash, and then press  or  to select the desired channel, then press  to save the setting. If the Interference Eliminator Code on this channel needs to be changed then press  until the Interference Code flashes, then select the desired code, then press  to save setting. When done re-lock the menu button.

Talking on the Radio.

To talk press and hold  with the radio 2 – 3 inches away from your mouth. When done talking release . Maximum talk time is 60 seconds, after that the radio will cease transmitting until  is released. If you hear a series of chirps when done your battery may be low.